

GRÈSBOND

by *Kajaria*

PREMIUM TILE ADHESIVES AND GROUTS

ROARING POWER, LASTING BOND



SOUTH-WEST



INDEX

SEGMENT	PRODUCT	PAGE No.
ADHESIVE	PREMIUM TILE ADHESIVES - CX-1	10
ADHESIVE	PREMIUM TILE ADHESIVES - VX-1	12
ADHESIVE	PREMIUM TILE ADHESIVES - CX-2 (WHITE)	14
ADHESIVE	PREMIUM TILE ADHESIVES - VX-2 (WHITE)	16
ADHESIVE	PREMIUM TILE ADHESIVES - VXX-1 (GREY)	18
ADHESIVE	PREMIUM TILE ADHESIVES - EX-5 (GREY)	20
ADHESIVE	PREMIUM TILE ADHESIVES - CR-1 (WHITE)	22
ADHESIVE	PREMIUM TILE ADHESIVES - LX-7 (GREY/WHITE)	24
EPOXY GROUT (THREE COMPONENTS)	PREMIUM EPOXY GROUT - KE-100	26
EPOXY GROUT (TWO COMPONENTS)	PREMIUM EPOXY GROUT - KE-100 DUET	28
UNSANDED GROUT	PREMIUM UNSANDED GROUT	30
TILE CLEANER	TILE CLEANER- TC1	32



PRESENTS INNOVATIVE TILE SOLUTIONS WITH THE BEST IN CLASS PERFORMANCE

Kajaria is the largest manufacturer of ceramic and vitrified tiles in India. Equipped with cutting-edge technology, Kajaria strives to deliver high quality products and services to its customers. Its team of experts work around the clock to ensure that the quality of our product is never compromised.

When tiles are fixed to any surface, the most vulnerable point is always the bond between the tile and substrate. We eliminate this weakness by significantly improving the bonding strength of the adhesive to both the tile and substrate.

GRESBOND by Kajaria offers you wide range of tile adhesives & grouts for fixing of various categories and sizes of tiles for faster, cleaner and long lasting applications.

Our GRESBOND Basket is consist of :

- Premium Tile Adhesives
- Premium Epoxy Grouts
- Premium Unsanded Grout
- Premium Tile Cleaner

PREMIUM ADHESIVES, GROUTS & TILE CLEANER

INGREDIENTS FOR PERFECT RESULTS

CX-1

TYPE : 1T | EN STANDARD : C1T

PREMIUM TILE ADHESIVE FOR CERAMIC FLOOR TILES

CX1 is a high-performance, grey cement-based, polymer-modified adhesive designed specifically for quick-setting ceramic floor tiles. Ideal for use on cement-based surfaces such as concrete and plaster, CX1 ensures a strong, long-lasting bond between tiles and the substrate. Its advanced formulation offers excellent adhesion & superior bonding.



VX-1

TYPE : 2T | EN STANDARD : C2T

HIGH PERFORMANCE PREMIUM TILE ADHESIVE FOR ALL KIND OF FLOOR TILES & BATHROOM WALL TILES

VX-1 is polymer modified grey cement based tile adhesive specially designed for fixing all kinds of tiles including vitrified tiles, ceramic tiles and large format tiles on internal or external floor surface. Also suitable for bathroom wall tiles.



CX-2

WHITE

TYPE : 1T | EN STANDARD : C1T

WHITE COLOR PREMIUM TILE ADHESIVE FOR CERAMIC FLOOR TILES

CX-2 is polymer modified white cement based tile adhesive meant for fixing ceramic floor tiles. White colour of CX-2 white protects light base tiles from discoloration along with strong bonding with the surface. Highly recommended for light base ceramic floor tiles



VX-2

WHITE

TYPE : 2T | EN STANDARD : C2T

HIGH PERFORMANCE WHITE COLOR PREMIUM TILE ADHESIVE FOR ALL KIND OF FLOOR TILES, BATHROOM WALL TILES AND MARBLES

VX-2 is polymer modified white cement based tile adhesive protects light base tiles and marbles from discoloration along with strong bonding, suitable for all kinds of floor tiles which includes vitrified tiles, ceramic tiles, large format tiles & marble flooring.



VXX-1

GREY

TYPE : 2T | EN STANDARD : C2T

HIGH PERFORMANCE GREY COLOR PREMIUM TILE ADHESIVE FOR ALL KIND OF FLOOR TILES, BATHROOM WALL TILES AND MARBLES

VXX-1 is a high-performance, polymer-modified grey tile adhesive designed for superior bonding. Ideal for all floor tiles, bathroom wall tiles, and marble, it ensures a durable and secure installation for both residential and commercial projects. Suitable for vitrified, ceramic, large-format tiles, and more, VXX-1 offers long-lasting aesthetics and reliable performance.



EX-5

GREY

TYPE : 3T | EN STANDARD : C2TE

HEAVY DUTY PREMIUM TILE ADHESIVE FOR INTERIOR & EXTERIOR WALL & FLOOR TILES

EX-5 is a high strength adhesive. EX-5 is specially designed for heavy duty tile application, it has superior strength & ideal for all kind of tiles & Stones. It is also suitable for interior & exterior wall cladding tiles. Fastening is recommended to install slabs/big size tiles over facade on high rise walls



CR-1 WHITE

TYPE : 2T | EN STANDARD : C2T

PREMIUM TILE ADHESIVE FOR INTERIOR & EXTERIOR COOL ROOF FLOOR TILES

CR-1 is a highly polymer modified, high-performance thin-set adhesive, for tiles on a variety of surfaces, for horizontal application, in indoor as well as outdoor use, It's a dry mix ready to use mortar, only water to be added. Specially designed for cool roof tiles



LX7 WHITE | GREY

TYPE : 4TS1 | EN STANDARD : C2TES1

PREMIUM SPECIALIZED ADHESIVE FOR INSTALLATION OF LARGE FORMAT TILES AND STONES

A highly deformable, polymer-modified tile adhesive for large- format tiles and stones. Suitable for both wall and floor installations. GRESBOND LX-7 Super Flex is a multipurpose, highly polymer- modified, and highly deformable adhesive designed for the installation of large-format tiles and stones on various substrates. Its superior flexibility accommodates movements in the substrate, ensuring exceptional performance with sag and slump resistance. Suitable for both wall and floor installations with bed thickness up to 15 mm.



KE-100 PREMIUM EPOXY GROUT

100% SOLID EPOXY GROUT

KE-100 is a Stain free Epoxy grout for floors & Walls. It is a colour fast, water & chemical resistant & 100% solid epoxy grout suitable for Ceramic tiles, Vitrified tiles, marbles and stones, especially in stain prone areas such as kitchens and washrooms (residential & commercial installations). Available in 22 colours. Suitable for joints between 2-12 mm. Available in 1Kg & 5Kg Pack.



KE-100 DUET TWO COMPONENTS PREMIUM EPOXY GROUT

NEW IMPROVED FORMULA WITH TWO COMPONENTS

GRESBOND KE-100 DUET is high performance Epoxy based two components tile grout. Easy to use and suitable for all wall and floor tiles, marble and natural stone. It has high chemical & abrasion resistant. It also produces hygienic joints that needs minimal maintenance in Kitchen & Bathroom areas. Available in 22 colours. Suitable for joints between 2-12 mm. Available in 1 Kg & 5 Kg Pack.



PREMIUM UNSANDED GROUT

SUPERIOR QUALITY GROUT FOR CLEAN JOINTS

GRESBOND Unsanded Grout is a superior quality grout. It consist of a carefully prepared blend of white cement, chemical additives and fillers. It is easy to install just mix with water/Grout Admix and use. For best results, use with GRESBOND Premium Grout Admix KGA-01. It is ideal for both floors and walls applications. Available in 22 colours. Suitable for joints between 1-3 mm.



TC1 TILE CLEANER

FAST ACTING CLEANER FOR ALL TYPES OF TILE SURFACE

GRESBOND Tile Cleaner TC1 is a fast acting acid based cleaner for regular cleaning of dirt and stains on tile surface, designed for daily maintenance of tiles.



Application Process

STEP-1



The tile adhesive is applied in a thin layer by means of a notched trowel.

STEP-2



The tiles are placed with spacers and adjusted accordingly.

STEP-3



To complete the installation, joints are filled with premium Epoxy grout.

PERFECT SOLUTION FOR TILE FIXING

Cement-based tile adhesives adhere very well to porous substrates such as bricks, plasters, earthenware tiles and stoneware tiles. These structures are good anchors for the calcium silicate hydrate needles that form when cement hardens. In contrast, modern porcelain stoneware tiles have extremely smooth surfaces. Tile adhesives for the tiles must be highly modified to attain the necessary tensile adhesion strength coupled with high flexibility.

Tiles require high-quality grouts. Good adhesion at the tile edges, good abrasion resistance and limited water uptake coupled with good water-vapour permeability. High quality grouts play important role in the laying of the tiles: like flexible tile adhesives, they compensate for any stresses that may arise.

EASY LAYING OF TRENDING LARGE TILES/ STONES

The trend toward large-format tiles is continuing. These tiles create a spacious and luxurious environment. At the same time, they are easier to clean. However, technical challenges also increase as the tiles get larger.

Successful laying of large tiles depends on a variety of factors- improving the adhesion and increasing the flexibility of the adhesives with polymer powders plays a key role.

CHOOSE GRESBOND, NOT CEMENT

Properties	Sand/Cement	Gresbond Adhesive
Installation Time	Lengthy	Quick
Bed Thickness	15-40 mm	2-6 mm
Water Curing	Required	No
Bond Strength	Prone to failure	100% adhesion
Large Tiles	Not feasible	Excellent
External Cladding	Limited	Suitable
Tile-on-Tile	Not recommended	Highly effective

GRESBOND PREMIUM TILE ADHESIVES



Fast and Economical

GRESBOND Premium Tile adhesive can be easily applied over large areas with a notched trowel. Then the tiles can be adjusted gently after laying to produce a uniform adhesive bed.


Easy to Work with

GRESBOND High-quality tile adhesives for wall application have good non-s slump properties. The freshly laid tiles therefore do not slip on the wall. It is thus possible to lay the tiles from top to bottom without using spacers. This makes it easier to produce a uniform pattern.

Excellent Results

GRESBOND advanced premium adhesives are so easy to mix and install that good results are consistently achieved. Irrespective of the tile material or the substrate, the tile adhesive can be custom-mixed for the particular tile type and substrate.

Perfect finish



Resistant to
Stains and Seepage



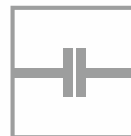
Water
Resistant



Saves Time
Surface Ready to Use
within 24 Hours



High Bond
Strength



No Hollowness Between
Tile and Substrate



Can be Used Directly
on Any Surface*



White Adhesive Specially
for Light Base Tile



*not suitable for surfaces subject to vibration like plywood, metal, glass, gypsum boards, fibre cement slabs & smooth pre-fabricated concrete.

CX-1

PREMIUM TILE ADHESIVE FOR CERAMIC FLOOR TILES

Product Description:

CX-1 is a polymer-based tile adhesive specifically formulated for fixing ceramic tiles and small format natural stone, clay tiles, terracotta and quarry tiles of regular size. It is suitable for both vertical and horizontal surfaces, over the cementitious substrate for indoor application, in dry as well as wet areas. Choose CX-1 for exceptional bond strength, flexibility, fast curing, and user-friendly application.



Pack Size: 20Kg. **Color:** Grey

Shelf Life:

12 Months for Sealed Packs When Stored Under Cover, Out of Direct Sunlight, in a Damp-Proof Environment, and Protected from Extreme Temperatures.

Coverage (in Sq. Mtr.)*

4-5 Sq. Mtr. / 20 Kg Bag at 3mm Thickness.

Applications:

For Fixing All Types of Ceramic Tiles on Interior Floor Surfaces.

Advantages:

- ▶ Ready to Use, Needs Only Mixing with Water.
- ▶ Flexible, Shock and Impact Resistant.
- ▶ Fast and Economical.
- ▶ High Bond Strength.
- ▶ Suitable for Ceramic Floor Tiles.

Substrates:

- ▶ Concrete Floor
- ▶ Cement Sand Screed
- ▶ Cement Mortar Beds
- ▶ Plaster
- ▶ Brick Masonry

*Coverage may vary according to evenness/level of floor

CX-1

Technical Data: (Type-IT)

Density	1.79 kg/litre Approx.
Pot Life	1-1.5 hrs Approx.
Open Time	22 minutes Approx.
Adjustability	21 minutes Approx.
Setting Time	Approx. 1 Day
Full Strength	Approx. 28 Days
Tensile Strength	>0.50 N/mm ²
Shear Strength	>1.00 N/mm ²



Method of Application:

- Remove all dust, water, oil & sealers from surface
- Add 5 to 6* ltrs water in-to empty bucket.
- Add 20 kg **CX-1** adhesive in-to water and mix it till attains uniform paste
- Slake the material for 5 to 10 minutes.
- Again mix the material then take the material on notch trowel.
- Use flat side of the trowel and spread the adhesive uniformly.
- Comb the adhesive with the help of notch trowel.
- Spread the material backside of the tile also (if tile size is more than 12"x12").
- Press the tiles firmly into position by twisting action.
- Press the tile gently with help of rubber mallet to make uniform tile surface.
- Clean the tile surface with wet cloth.
- For foot traffic wait up to 24 hrs.
- After 24 hrs you can do the grouting with Gresbond grouts.

* The POWDER: LIQUID ratio may vary according to the job conditions

Type 1 Adhesive Specifications as per IS 15477: 2019 @ 27 ± 2°C

Property	Min. requirement	Typical Result
Tensile Strength (N/mm²)		
Dry Condition	0.5	>0.7
Shear adhesion strength (N/mm²)		
Dry Condition	1.00	>1.00
Open time in minutes	As per Manufacturer	22
Adjustment time in minutes	As per Manufacturer	21
Slip (less than 0.5 mm)	<0.50	<0.30

HIGH PERFORMANCE PREMIUM TILE ADHESIVE FOR ALL KIND OF FLOOR & BATHROOM WALL TILES

Product Description:

VX-1 is a high-performance, polymer-modified, grey cement-based adhesive specifically designed for fixing low-porosity tiles (vitrified, semi-vitrified) and natural stones on interior and exterior floors, walls-interiors. The adhesive is water-resistant and is suitable for use in showers, wet areas and swimming pools. Also, ideal for renovation (tile - on - tile) for quick & easy installation works. Its exceptional bond strength, flexibility, water resistance, and versatility make it the ideal choice for a wide range of applications.



Pack Size: 20Kg. **Color:** Grey

Shelf Life:

12 Months for Sealed Packs When Stored Under Cover, Out of Direct Sunlight, in a Damp-Proof Environment, and Protected from Extreme Temperatures.

Coverage (in Sq. Mtr.)*

4-5 Sq. Mtr. / 20 Kg Bag at 3mm Thickness.

Applications:

For Interior and Exterior Floor & Wall Tiles
Tile-on-Tile Applications, Bathroom Tiling

Advantages:

- ▶ Ready to Use, Needs Only Mixing with Water.
- ▶ Also Suitable for Marbles and Tile on Tile Application.
- ▶ Can Also We Use for Internal Wall Tile.
- ▶ Saves Time as Floors are Ready to be Used After 24 Hours.
- ▶ Excellent Adhesion & Low Shrinkage.

Substrates:

- ▶ Concrete Wall & Floor, Cement Sand Screed,
- ▶ Cement Mortar Beds, Plaster, Brick Masonry

Renovation Works on Existing:

- ▶ Unglazed Tiles
- ▶ Glazed Tiles & Mosaic Tiles*
- ▶ Vitrified & Ceramic Tiles

*Surface should be roughened and proper cleaned before fixing the tiles.

*Coverage may vary according to evenness/level of Floor/Wall

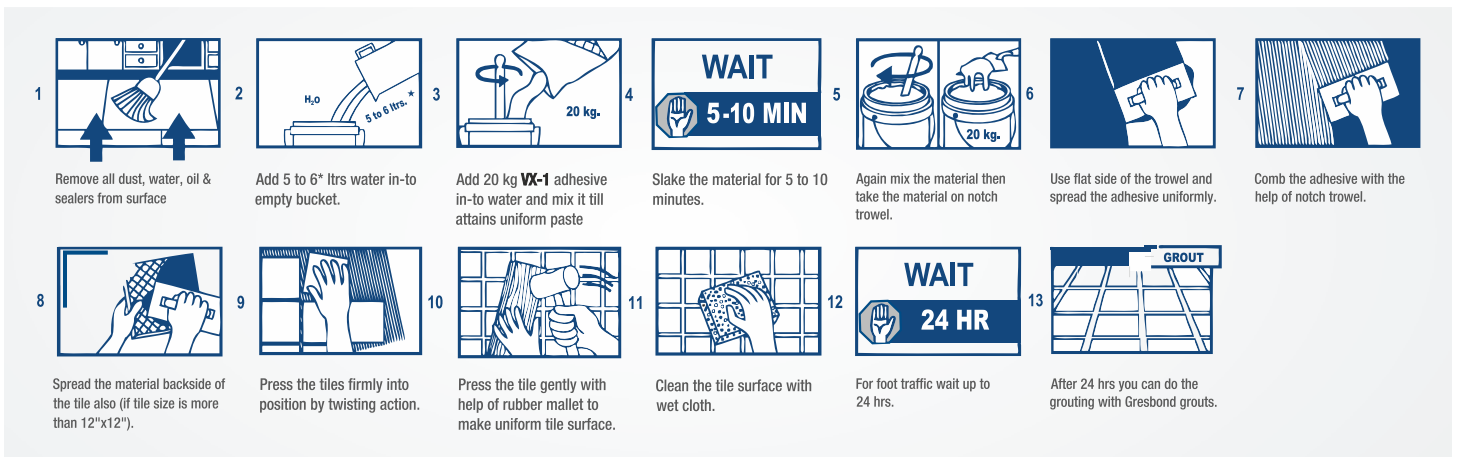
VX-1

Technical Data: (Type-2T)



Density	1.7 kg/litre Approx.
Pot Life	2-3 hrs Approx.
Open Time	23 minutes Approx.
Adjustability	22 minutes Approx.
Setting Time	Approx. 1 Day
Full Strength	Approx. 28 Days
Tensile Strength	>1.0 N/mm ²
Shear Strength	>1.25 N/mm ²

Method of Application:



- Remove all dust, water, oil & sealers from surface
- Add 5 to 6* ltrs water in-to empty bucket.
- Add 20 kg **VX-1** adhesive in-to water and mix it till attains uniform paste
- WAIT 5-10 MIN**
Slake the material for 5 to 10 minutes.
- Again mix the material then take the material on notch trowel.
- Use flat side of the trowel and spread the adhesive uniformly.
- Comb the adhesive with the help of notch trowel.
- Spread the material backside of the tile also (if tile size is more than 12"x12").
- Press the tiles firmly into position by twisting action.
- Press the tile gently with help of rubber mallet to make uniform tile surface.
- Clean the tile surface with wet cloth.
- WAIT 24 HR**
For foot traffic wait up to 24 hrs.
- After 24 hrs you can do the grouting with Gresbond grouts.

* The POWDER: LIQUID ratio may vary according to the job conditions

Type 2 Adhesive Specifications as per IS 15477: 2019 @ 27 ± 2° C

Property	Min. requirement	Typical Result
Tensile Strength (N/mm²)		
Dry Condition	1.0	>1.20
Wet Condition	1.0	>1.10
Shear adhesion strength (N/mm²)		
Dry Condition	1.25	>1.30
Wet Condition	1.0	>1.10
Heat Aging Condition	1.0	>1.25
Open time in minutes	As per manufacturer	23
Adjustment time in minutes	As per manufacturer	22
Slip (less than 0.5 mm)	<0.50	<0.30

CX-2 White *Add more brightness to floors*

WHITE COLOR PREMIUM TILE ADHESIVE FOR CERAMIC FLOOR TILES

Product Description:

CX-2 is a premium, white cement-based tile adhesive specifically formulated for interior wall and floor installations. Designed to preserve the aesthetic appeal of light-colored tiles and stones, Ideal for fixing small format ceramic, natural stone, clay, and quarry tiles. Its user-friendly formulation requires only water for mixing, ensuring efficient application.



Pack Size: 20Kg. **Color:** White

Shelf Life:

12 Months for Sealed Packs When Stored Under Cover, Out of Direct Sunlight, in a Damp-Proof Environment, and Protected from Extreme Temperatures.

Coverage (in Sq. Mtr.)*

4-5 Sq. Mtr. / 20 Kg Bag at 3mm Thickness.

Applications:

For Fixing All Kind of Ceramic Floor Tile. Specially Recommended for Tiles/Stone Having Lighter Colour for Small Size Flooring

Advantages:

- ▶ Ready to Use, Needs Only Mixing with Water.
- ▶ Flexible, Shock and Impact Resistant.
- ▶ Fast and Economical.
- ▶ **Highly Effective for Light Base Ceramic Floor Tiles.**
- ▶ Protect Light Base Ceramic Tile From Discoloration.

Substrates:

- ▶ Concrete Floor
- ▶ Cement sand screed
- ▶ Cement Mortar Beds
- ▶ Plaster
- ▶ Brick Masonry

*Coverage may vary according to evenness/level of floor

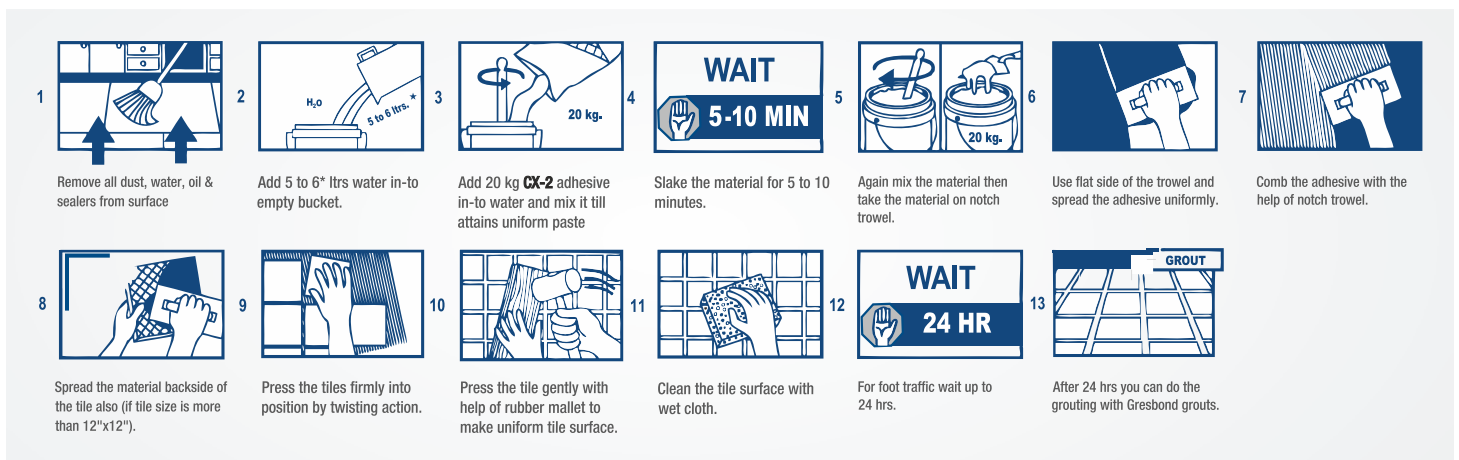
CX-2 White

Technical Data: (Type-IT)

Density	1.79 kg/litre Approx.
Pot Life	1-1.5 hrs Approx.
Open Time	22 minutes Approx.
Adjustability	21 minutes Approx.
Setting Time	Approx. 1 Day
Full Strength	Approx. 28 Days
Tensile Strength	>0.5 N/mm ²
Shear Strength	>1.00 N/mm ²



Method of Application:



- Remove all dust, water, oil & sealers from surface
- Add 5 to 6* ltrs water in-to empty bucket.
- Add 20 kg **CX-2** adhesive in-to water and mix it till attains uniform paste
- Slake the material for 5 to 10 minutes.
- Again mix the material then take the material on notch trowel.
- Use flat side of the trowel and spread the adhesive uniformly.
- Comb the adhesive with the help of notch trowel.
- Spread the material backside of the tile also (if tile size is more than 12"x12").
- Press the tiles firmly into position by twisting action.
- Press the tile gently with help of rubber mallet to make uniform tile surface.
- Clean the tile surface with wet cloth.
- For foot traffic wait up to 24 hrs.
- After 24 hrs you can do the grouting with Gresbond grouts.

* The POWDER: LIQUID ratio may vary according to the job conditions

Type 1 Adhesive Specifications as per IS 15477: 2019 @ 27 ± 2°C

Property	Min. requirement	Typical Result
Tensile Strength (N/mm²)		
Dry Condition	0.5	>0.7
Shear adhesion strength (N/mm²)		
Dry Condition	1.00	>1.00
Open time in minutes	As per manufacturer	22
Adjustment time in minutes	As per manufacturer	21
Slip (less than 0.5 mm)	<0.50	<0.30

VX-2 White Gives extra Whiteness to white marble/stones and tiles

HIGH PERFORMANCE WHITE COLOR PREMIUM TILE ADHESIVE FOR FLOOR, MARBLES & BATHROOM WALL TILES

Product Description:

VX-2 is a high-performance, polymer-modified, white cement-based adhesive for low-porosity tiles (vitrified, semi-vitrified) and natural stones, suitable for both interior and exterior floors, and interior walls. It provides excellent bond strength, water resistance, and ease of use, ideal for showers, wet areas, and swimming pools. VX-2 is perfect for renovations, allowing for quick tile-on-tile installations, and is suitable for mosaics, terrazzo, and light-colored natural stones.



Pack Size: 20Kg. **Color:** White

Shelf Life:

12 Months for Sealed Packs When Stored Under Cover, Out of Direct Sunlight, in a Damp-Proof Environment, and Protected from Extreme Temperatures.

Coverage (in Sq. Mtr.)*

4-5 Sq. Mtr. / 20 Kg Bag at 3mm Thickness.

Applications:

Interior and Exterior Floor and Wall Installations-Interiors, Tile-on-Tile Applications, Bathroom Tiling

Advantages:

- ▶ Ready to Use, Needs Only Mixing with Water.
- ▶ Also Suitable for Marbles and Tile on Tile Application.
- ▶ Saves Time as Floors are Ready to be Used After 24 Hours.
- ▶ Very Effective for Light Base Tiles & Marbles.
- ▶ Protect Light Base Tiles From Discoloration.

Substrates:

- ▶ Concrete Wall & Floor, Cement Sand Screed,
- ▶ Cement Mortar Beds, Plaster, Brick Masonry

Renovation works on existing:

- ▶ Unglazed Tiles
- ▶ Glazed Tiles & Mosaic Tiles*
- ▶ Vitrified & Ceramic Tiles

*Surface should be roughened and proper cleaned before fixing the tiles.

*Coverage may vary according to evenness/level of Floor/Wall

VX-2 White

Technical Data: (Type-2T)

Density	1.7 kg/litre Approx.
Pot Life	2-3 hrs Approx.
Open Time	23 minutes Approx.
Adjustability	22 minutes Approx.
Setting Time	Approx. 1 Day
Full Strength	Approx. 28 Days
Tensile Strength	>1.00 N/mm ²
Shear Strength	>1.25 N/mm ²



Method of Application:

- Remove all dust, water, oil & sealers from surface
- Add 5 to 6* ltrs water in-to empty bucket.
- Add 20 kg **VX-2** adhesive in-to water and mix it till attains uniform paste
- WAIT 5-10 MIN**
Slake the material for 5 to 10 minutes.
- Again mix the material then take the material on notch trowel.
- Use flat side of the trowel and spread the adhesive uniformly.
- Comb the adhesive with the help of notch trowel.
- Spread the material backside of the tile also (if tile size is more than 12"x12").
- Press the tiles firmly into position by twisting action.
- Press the tile gently with help of rubber mallet to make uniform tile surface.
- Clean the tile surface with wet cloth.
- WAIT 24 HR**
For foot traffic wait up to 24 hrs.
- After 24 hrs you can do the grouting with Gresbond grouts.

* The POWDER: LIQUID ratio may vary according to the job conditions

Type 2 Adhesive Specifications as per IS 15477: 2019 @ 27 ± 2° C

Property	Min. requirement	Typical Result
Tensile Strength (N/mm²)		
Dry Condition	1.0	>1.20
Wet Condition	1.0	>1.10
Shear adhesion strength (N/mm²)		
Dry Condition	1.25	>1.30
Wet Condition	1.0	>1.10
Heat Aging Condition	1.0	>1.25
Open time in minutes	As per manufacturer	23
Adjustment time in minutes	As per manufacturer	22
Slip (less than 0.5 mm)	<0.50	<0.30

VXX-1 GREY

HIGH PERFORMANCE PREMIUM TILE ADHESIVE FOR ALL KIND OF FLOOR & BATHROOM WALL TILES

Product Description:

VXX1 is a high-performance, polymer-modified, grey cement-based tile adhesive engineered for heavy-duty applications. Specifically formulated for installing vitrified and large-format tiles on floor surfaces, this premium adhesive offers superior flexibility, ensuring long-lasting tile installation. VXX1 also addresses common issues like hollowness, providing a robust and reliable bond when applied correctly, making it ideal for both residential and commercial projects.



Pack Size: 20Kg. **Color:** Grey

Shelf Life:

12 Months for Sealed Packs When Stored Under Cover, Out of Direct Sunlight, in a Damp-Proof Environment, and Protected from Extreme Temperatures.

Coverage (in Sq. Mtr.)*

4-5 Sq. Mtr. / 20 Kg Bag At 3mm Thickness. (Depends Upon Surface Condition)*

Applications:

For Vitrified, Ceramic and Large Format Tiles on Floor & Wall Surfaces, Dry & Wet Areas, Domestic & Commercial Application

Advantages:

- ▶ Ready to Use, Needs Only Mixing with Water.
- ▶ Also Suitable for Marbles and Tile on Tile Application.
- ▶ Can be Use for Internal Wall Tile.
- ▶ Saves Time as Floors are Ready to be Used After 24 Hours.
- ▶ Excellent Adhesion & Low Shrinkage.

Substrates:

- ▶ Concrete Wall & Floor, Cement Sand Screed,
- ▶ Cement Mortar Beds, Plaster, Brick Masonry

Renovation works on existing:

- ▶ Unglazed Tiles
- ▶ Glazed Tiles & Mosaic Tiles*

*Surface should be roughened and proper cleaned before fixing the tiles.

*Coverage may vary according to evenness/level of Floor/Wall


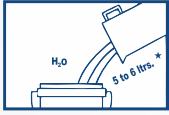
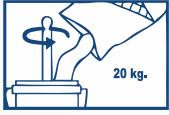










VXX-1 Grey

Technical Data: (Type-2T)

Density	1.7 kg/litre Approx.
Pot Life	2-3 hrs Approx.
Open Time	28 minutes Approx.
Adjustability	27 minutes Approx.
Setting Time	Approx. 1 Day
Full Strength	Approx. 28 Days
Tensile Strength	>1.25 N/mm ²
Shear Strength	>1.35 N/mm ²



Method of Application:

- 1  Remove all dust, water, oil & sealers from surface
- 2  Add 5 to 6* ltrs water in-to empty bucket.
- 3  Add 20 kg **VXX-1** adhesive in-to water and mix it till attains uniform paste
- 4  **WAIT 5-10 MIN**
Slake the material for 5 to 10 minutes.
- 5  Again mix the material then take the material on notch trowel.
- 6  Use flat side of the trowel and spread the adhesive uniformly.
- 7  Comb the adhesive with the help of notch trowel.
- 8  Spread the material backside of the tile also (if tile size is more than 12"x12").
- 9  Press the tiles firmly into position by twisting action.
- 10  Press the tile gently with help of rubber mallet to make uniform tile surface.
- 11  Clean the tile surface with wet cloth.
- 12  **WAIT 24 HR**
For foot traffic wait up to 24 hrs.
- 13  **GROUT**
After 24 hrs you can do the grouting with Gresbond grouts.

* The POWDER: LIQUID ratio may vary according to the job conditions

Type 2 Adhesive Specifications as per IS 15477: 2019 @ 27 ± 2° C

Property	Min. requirement	Typical Result
Tensile Strength (N/mm²)		
Dry Condition	1.0	>1.30
Wet Condition	1.0	>1.10
Shear adhesion strength (N/mm²)		
Dry Condition	1.25	>1.30
Wet Condition	1.0	>1.10
Heat Aging Condition	1.0	>1.25
Open time in minutes	As per manufacturer	23
Adjustment time in minutes	As per manufacturer	22
Slip (less than 0.5 mm)	<0.50	<0.30

EX-5 GREY

HEAVY DUTY PREMIUM TILE ADHESIVE FOR INTERIOR & EXTERIOR WALL & FLOOR TILES

Product Description:

EX-5 High Performance, Polymer Modified, Non-slip Adhesive

EX-5 is an improved slip-resistant cementitious adhesive with extended open time, classified as C2TE according to ISO 13007 standards, Exceeds IS 15477:2019 - Type 3T Adhesive standards. This grey cement based, high polymer-modified adhesive is designed for tile-on-tile works and the installation of vitrified tiles, natural stones, and glass mosaics on walls and floors in both interior and exterior areas.



Features

- ▶ Simply Mix with Water and it is Ready to Use.
- ▶ No Curing Required.
- ▶ Water Resistant.
- ▶ High Strength Adhesive.

Additional Instructions

- ▶ Product for Professional Use Only.
- ▶ Follow the Mixing and Application Procedure Laid Down.
- ▶ Use Expansion Joints. Tile Installations Need an Expansion Joint to Compensate for a Natural Movement That Occurs within Tile Assemblies.
Provide Expansion Joints as Such -
 - ▶ 10m in External Applications
 - ▶ 25m in Internal Applications
- ▶ The Need to Call for Suitable Mechanical Safety Anchoring Must be Evaluated by the Designer for Coverings With >30 cm Side.
- ▶ For Coverings With > 60 Cm, Add to the Mixing Water a Percentage of Adhesive Admix to Assess the Function of the Thermo-Dynamic Strain Provided by the Structure.
- ▶ Always Apply a Layer of Adhesive Directly on the Back of the Tile/Stone as Well as on the Substrate
- ▶ Do Not Use the Adhesive to Correct Surface Irregularities Greater Than 12 mm.
- ▶ Save From Harm Due to Direct Rainfall for at Least 24 Hrs.
- ▶ The Temperature, Ventilation and Absorption of the Surface and Covering Materials to be Fixed May Cause Variations in the Adhesive Work-Ability and Setting Times.
- ▶ Use the right size of toothed trowel for application.

NOTE* : *An expansion joint or movement joint is an assembly designed to hold parts together while safely absorbing temperature-induced expansion and contraction of building materials, and vibration, or to allow movement due to ground settlement or seismic activity

Pack Size: 20Kg. **Color:** Grey

Shelf Life:

12 Months for Sealed Packs When Stored Under Cover, Out of Direct Sunlight, in a Damp-Proof Environment, and Protected from Extreme Temperatures.

Coverage (in Sq. Mtr.)*

4-5 Sq. Mtr. / 20 Kg Bag at 3mm Thickness.

Applications:

Suitable for Exterior & Interior Surfaces in Residential Buildings for Both Floor & Wall Surfaces.

Advantages:

- ▶ Suitable for All Types of Tiles for Both Interior & Exterior Areas.
- ▶ Excellent Tensile & Shear Adhesion.
- ▶ Heat & Weather Resistant.
- ▶ Thermal Insulation.

Substrates:

- ▶ Concrete Wall & Floor, Cement Sand Screed,
- ▶ Cement Mortar Beds, Plaster, Brick Masonry

Renovation Works on Existing:

- ▶ Unglazed Tiles
- ▶ Glazed Tiles & Mosaic Tiles*
- ▶ Vitrified & Ceramic Tiles

*Surface should be roughened and proper cleaned before fixing the tiles.

** Fastening is recommended to install Slabs/ Big Size Tiles over Facade on High rise walls

***Coverage may vary according to evenness/level of Floor/Wall


EX-5

Technical Data: (Type-3T)

Density	1.7 kg/litre Approx.
Pot Life	3-4 hrs Approx.
Open Time	25 minutes Approx.
Adjustability	23 minutes Approx.
Setting Time	Approx. 1 Day
Full Strength	Approx. 28 Days
Tensile Strength	>1.50 N/mm ²
Shear Strength	>1.65 N/mm ²



Method of Application:



* The POWDER: LIQUID ratio may vary according to the job conditions **For exterior elevation tiles, add latex base adhesive mixture"

Type 3 Adhesive Specifications as per IS 15477: 2019 @ 27 ± 2° C

Property	Min. requirement	Typical Result
Tensile Strength (N/mm²)		
Dry Condition	1.50	>1.5
Wet Condition	1.00	>1.10
Shear adhesion strength (N/mm²)		
Dry Condition	1.50	>1.60
Wet Condition	1.00	>1.10
Heat Aging Condition	1.00	>1.00
Open time in minutes	As per manufacturer	25
Adjustment time in minutes	As per manufacturer	23
Slip (less than 0.5 mm)	<0.50	0.35
Deform ability (mm)	≥ 2.5, <5.0	2.73

CR-1 WHITE

HEAVY DUTY PREMIUM TILE ADHESIVE FOR INTERIOR & EXTERIOR COOL ROOF FLOOR TILES

Product Description:

CR-1 is a high-performance, polymer-modified, thin-set adhesive specifically designed for cool roof tiles and horizontal tile applications on various surfaces. Suitable for both indoor and outdoor use, it is a ready-to-use dry mix adhesive that requires only water for preparation.



Pack Size: 20Kg. **Color:** White

Shelf Life:

12 Months for Sealed Packs When Stored Under Cover, Out of Direct Sunlight, in a Damp-Proof Environment, and Protected from Extreme Temperatures.

Coverage (in Sq. Mtr.)*

4-5 Sq. Mtr. / 20 Kg Bag at 3mm Thickness. (Depends Upon Surface Condition)*

Applications:

For Cool Roof Tiles on Floor (Horizontal) Surfaces, Dry & Wet Area.

Advantages:

- ▶ Ready to Use, Needs Only Mixing With Water.
- ▶ Also Suitable for Marbles and Tile on Tile Application.
- ▶ Can be Use for Internal Wall Tile.
- ▶ Saves Time as Floors are Ready to be Used After 24 Hours.
- ▶ Excellent Adhesion & Low Shrinkage.

Substrates:

- ▶ Concrete Wall & Floor, Cement Sand Screed,
- ▶ Cement Mortar Beds, Plaster, Brick Masonry

Renovation Works on Existing:

- ▶ Unglazed Tiles
- ▶ Glazed Tiles & Mosaic Tiles*

*Coverage may vary according to evenness/level of floor


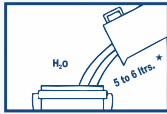











CR-1 White

Technical Data: (Type-2T)

Density	1.7 kg/litre Approx.
Pot Life	2-3 hrs Approx.
Open Time	23 minutes Approx.
Adjustability	22 minutes Approx.
Setting Time	Approx. 1 Day
Full Strength	Approx. 28 Days
Tensile Strength	>1.00 N/mm ²
Shear Strength	>1.25 N/mm ²



Method of Application:

- 1  Remove all dust, water, oil & sealers from surface
- 2  Add 5 to 6* ltrs water in-to empty bucket.
- 3  Add 20 kg CR-1 adhesive in-to water and mix it till attains uniform paste
- 4  **WAIT**
5-10 MIN
- 5  Again mix the material then take the material on notch trowel.
- 6  Use flat side of the trowel and spread the adhesive uniformly.
- 7  Comb the adhesive with the help of notch trowel.
- 8  Spread the material backside of the tile also (if tile size is more than 12"x12").
- 9  Press the tiles firmly into position by twisting action.
- 10  Press the tile gently with help of rubber mallet to make uniform tile surface.
- 11  Clean the tile surface with wet cloth.
- 12  **WAIT**
24 HR
- 13  **GROUT**
After 24 hrs you can do the grouting with Gresbond grouts.

* The POWDER: LIQUID ratio may vary according to the job conditions

Type 2 Adhesive Specifications as per IS 15477: 2019 @ 27 ± 2° C

Property	Min. requirement	Typical Result
Tensile Strength (N/mm²)		
Dry Condition	1.0	>1.20
Wet Condition	1.0	>1.10
Shear adhesion strength (N/mm²)		
Dry Condition	1.25	>1.30
Wet Condition	1.0	>1.10
Heat Aging Condition	1.0	>1.25
Open time in minutes	As per manufacturer	23
Adjustment time in minutes	As per manufacturer	22
Slip (less than 0.5 mm)	<0.50	<0.30

LX-7 WHITE/GREY

ADVANCED POLYMER-MODIFIED TILE ADHESIVE FOR SUPERIOR FLEXIBILITY & HIGH-PERFORMANCE INSTALLATIONS

Product Description:

A highly deformable, polymer-modified tile adhesive for large-format tiles and stones. Suitable for both wall and floor installations.

GRESBOND LX-7 Super Flex is a multipurpose, highly polymer-modified, and highly deformable adhesive designed for the installation of large-format tiles and stones on various substrates. Its superior flexibility accommodates movements in the substrate, ensuring exceptional performance with sag and slump resistance. Suitable for both wall and floor installations with bed thickness up to 15 mm.



Pack Size: 20Kg. **Color:** White/Grey

Shelf Life:

12 Months for Sealed Packs When Stored Under Cover, Out of Direct Sunlight, in a Damp-Proof Environment, and Protected from Extreme Temperatures.

Coverage (in Sq. Mtr.)*

4 To 5 Sq. Mtr. / 20 Kg Bag at 3mm Thickness (Depends Upon Substrates Condition)*

Applications:

For All Types of Ceramic, Vitrified Tiles & Stones. Can be Used for Interior & Exterior Surfaces.

Advantages:

- ▶ Ready to Use, Needs Only Mixing with Water
- ▶ Can be Used for New or Old Walls and Tile on Tile Application
- ▶ Highly Water Resistance
- ▶ Flexible, Shock and Impact Resistant.
- ▶ High Bond Strength.

Substrates:

- ▶ Cement Based Background, Cement Plaster & Concrete Floor
- ▶ Cement Sand Screed, Dry Board (Gypsum Board, Calcium Silicate Board Medium Density Board. Etc.)
- ▶ Brick Masonry

*Coverage may vary according to evenness/level of floor


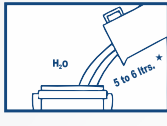
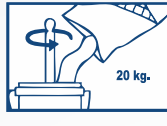





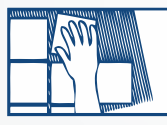




LX-7 WHITE/GREY

Technical Data: (Type-4TS1)

Density	1.6-1.7 kg/litre Approx.
Pot Life	Min 120 minutes Approx.
Open Time	30 minutes Approx.
Adjustability	30 minutes Approx.
Setting Time	Approx. 1 day
Full Strength	Approx. 14 day
Tensile Strength	>1.5 N/mm ²
Shear Strength	>1.5 N/mm ²



Method of Application:

- 1  Remove all dust, water, oil & sealers from surface
- 2  Add 5 to 6* ltrs water in-to empty bucket.
- 3  Add 20 kg LX-7 adhesive in-to water and mix it till attains uniform paste
- 4  **WAIT 5-10 MIN**
Slake the material for 5 to 10 minutes.
- 5  Again mix the material then take the material on notch trowel.
- 6  Use flat side of the trowel and spread the adhesive uniformly.
- 7  Comb the adhesive with the help of notch trowel.
- 8  Spread the material backside of the tile also (if tile size is more than 12"x12").
- 9  Press the tiles firmly into position by twisting action.
- 10  Press the tile gently with help of rubber mallet to make uniform tile surface.
- 11  Clean the tile surface with wet cloth.
- 12  **WAIT 24 HR**
For foot traffic wait up to 24 hrs.
- 13  **GROUT**
After 24 hrs you can do the grouting with Gresbond grouts.

* The POWDER: LIQUID ratio may vary according to the job conditions

Type 4 Adhesive Specifications as per IS 15477: 2019 @ 27 ± 2° C


Property	Min. requirement	Typical Result
Tensile Strength (N/mm²)		
Dry Condition	1.50 N	>1.5 N
Wet Condition	1.00 N	>1.10 N
Shear adhesion strength (N/mm²)		
Dry Condition	1.50 N	>1.65 N
Wet Condition	1.00 N	>1.10 N
Heat Aging Condition	1.00 N	>1.00 N
Open time in minutes	As per manufacturer	25
Adjustment time in minutes	As per manufacturer	23
Slip (less than 0.5 mm)	<0.50	0.35 mm
Deform ability	≥ 2.5, <5.0 mm	2.73 mm

KE-100

PREMIUM EPOXY GROUT


Product Description:

GRESBOND KE-100 is a Stain free Epoxy grout for floors & Walls. It is a color fast, water & chemical resistant & 100 % solid epoxy grout suitable for Ceramic tiles, Vitrified tiles, marbles and stones, especially in stain prone areas such as kitchens and washrooms (residential & commercial installations). It is non shrinking, fast curing efflorescence free grout. It is ideal for installation where high strength mildew joints are required. Available in 1Kg and 5kg pack.



Features

- ▶ Simply Mix Hardener, Resin & Filler.
- ▶ Excellent Under High Temperature Conditions.
- ▶ Beautiful Joints as No Effect of Pigments.
- ▶ Protection Against Stains.
- ▶ Time Efficient.
- ▶ Suitable for Joints Between 2-12 mm .
- ▶ Available in 22 Colors.



Pack Size:

	1 Kg.	5 Kg.
Resin	0.2 Kg.	1 Kg.
Hardner	0.08 Kg.	0.4 Kg.
Coated	0.720 Kg.	3.6 Kg.

Shelf Life:

12 Months for Sealed Packs When Stored Under Cover, Out of Direct Sunlight, in a Damp-Proof Environment, and Protected from Extreme Temperatures.

Applications:

Residences, Kitchens, Bathrooms, Swimming Pools, Fountains, Hospitals, Restaurants, Showroom, Industrial Areas & High Traffic Areas.

Advantages:

- ▶ Water Resistant
- ▶ Stain Free Grout for Floors & Walls.
- ▶ Available in Range of Colors.
- ▶ Chemical & Bacterial Resistant.
- ▶ Enhances Look of Walls & Floors.
- ▶ Easy to Apply-Smooth & Creamy.
- ▶ Easy to Clean.
- ▶ Uniform Color Resist Blotching.

KE-100

Coverage Chart*

Tile Size X Thickness	Joint Width						
	2 mm	3mm	4 mm	6 mm	8 mm	10 mm	12 mm
100x100x3	264	177	133	90	68	55	46
150x150x4	296	198	143	100	75	61	51
200x150x5	269	181	136	91	69	55	46
150x300x6	263	175	132	88	66	53	44
300x300x6	394	263	198	132	100	80	67
450x300x7	405	270	202	135	101	81	68
600x450x8	506	337	253	169	127	101	85
600x600x8	591	394	295	197	148	119	99
600x900x11	515	343	258	171	129	103	86
900x900x12	590	393	295	197	148	118	99








*Note:

* Know the material needed for your site

Coverage: Approximate Sq. Ft. Coverage Per # 1 Unit (5 Kg) Of Gresbond. as per the Actual Site the Consumption Vary Accordingly.

These Figures are for Indicative Purpose.

Grout Colours

	Super White		Sky Blue
	Taupe		Peach
	Husk		Pink
	Sand		Terra-red
	Cardboard Brown		Blood Red
	Metal Gold		Blue
	Tan Brown		Dark Green
	Cocoa		Burgundy
	Light Grey		Red Brown
	Steel Grey		Shill Black
	Dark Grey		Jet Black

KE-100 DUET

PREMIUM EPOXY GROUT WITH TWO COMPONENTS

Product Description:

GRESBOND KE-100 DUET is high performance Epoxy based two components tile grout. Easy to use and suitable for all wall and floor tiles, marble and natural stone. It has high chemical & abrasion resistant. It also produces hygienic joints that needs minimal maintenance in Kitchen & Bathroom areas.

Available in 22 Colours.

Suitable for Joints Between 2-12 mm.

Available in 1 Kg & 5 Kg Pack.



Features

- ▶ Hygienic & Chemical Resistant
- ▶ Stain and Bacterial Resistant
- ▶ Provides High Strength and Durable Joints
- ▶ Cracking Resistant Formula
- ▶ Time Saving Two Components
- ▶ Suitable for Submerged Conditions



Pack Size:

	1 Kg.	5 Kg.
Resin + Coated Filler	0.920 Kg.	4.6 Kg.
Hardner	0.08 Kg.	0.4 Kg.

Shelf Life:

12 Months for Sealed Packs When Stored Under Cover, Out of Direct Sunlight, in a Damp-Proof Environment, and Protected from Extreme Temperatures.

Applications:

Domestic & Commercial Setups.

Advantages:

- ▶ Shock Resistant
- ▶ Available in Range of Colours
- ▶ Enhances Look of Walls & Floors
- ▶ Easy to Apply & Easy to Clean
- ▶ Water Resistant

Substrates:

- ▶ Ceramic Tiles
- ▶ Vitrified Tiles
- ▶ Glass Mosaic Tiles
- ▶ Granite & Marble
- ▶ Natural Stone & Marble

KE-100 DUET

Coverage Chart*

Tile Size X Thickness	Joint Width						
	2 mm	3mm	4 mm	6 mm	8 mm	10 mm	12 mm
100x100x3	264	177	133	90	68	55	46
150x150x4	296	198	143	100	75	61	51
200x150x5	269	181	136	91	69	55	46
150x300x6	263	175	132	88	66	53	44
300x300x6	394	263	198	132	100	80	67
450x300x7	405	270	202	135	101	81	68
600x450x8	506	337	253	169	127	101	85
600x600x8	591	394	295	197	148	119	99
600x900x11	515	343	258	171	129	103	86
900x900x12	590	393	295	197	148	118	99























*Note:

* Know the material needed for your site

Coverage: Approximate Sq. Ft. Coverage Per # 1 Unit (5 Kg) of Gresbond, as Per the Actual Site the Consumption Vary Accordingly.

These Figures Are For Indicative Purpose.

Grout Colours

	Super White		Sky Blue
	Taupe		Peach
	Husk		Pink
	Sand		Terra-red
	Cardboard Brown		Blood Red
	Metal Gold		Blue
	Tan Brown		Dark Green
	Cocoa		Burgundy
	Light Grey		Red Brown
	Steel Grey		Shill Black
	Dark Grey		Jet Black

PREMIUM UNSANDED GROUT

PREMIUM UNSANDED GROUT

Product Description:

Premium Unsanded GROUT is a high-quality, polymer-based, Un-sanded cement grout designed for both interior and exterior use. It is perfect for filling joints between 1mm and 3mm wide on floors and walls. This versatile grout is suitable for a wide range of materials, including ceramic tiles, vitreous and semivitreous tiles, glass mosaic tiles, precast terrazzo, engineered stone floors, and natural stones. It is particularly recommended for institutional and commercial general floor and wall areas.

Available in 22 Colours.

Suitable for Joints Between 1-3 mm.



Pack Size: 1Kg.

Shelf Life:

12 Months for Sealed Packs When Stored Under Cover, Out of Direct Sunlight, in a Damp-Proof Environment, and Protected from Extreme Temperatures.























Applications:

Used for Filling tile Joints with Width 1mm to 3mm in Both Interior and Exterior Areas for Ceramic & Vitrified Tiles.

Advantages:

- ▶ Water Resistant.
- ▶ Improved Efflorescence Control.
- ▶ Smooth Finish.
- ▶ Weather Resistant.
- ▶ Easy Maintenance.
- ▶ Non-Shrinking.
- ▶ Cracking Resistant.
- ▶ Easy Application and Clean Up.
- ▶ Available in 22 Colors.

Grout Colours

	Super White		Sky Blue
	Taupe		Peach
	Husk		Pink
	Sand		Terra-red
	Cardboard Brown		Blood Red
	Metal Gold		Blue
	Tan Brown		Dark Green
	Cocoa		Burgundy
	Light Grey		Red Brown
	Steel Grey		Shill Black
	Dark Grey		Jet Black

Coverage

Coverage (In Sq. Ft.): Approximate. Sq. Ft. Coverage Per 1 Kg Unsanded Grout.

Tile Size x thickness (in mm)	1 mm	2 mm	3 mm
100 x 100 x 3	143	72	48
150 x 150 x 4	161	81	54
200 x 150 x 5	147	74	49
150 x 300 x 6	143	86	47.8
300 x 300 x 6	215	71.6	71
450 x 300 x 7	220.5	110.4	73.7
600 x 450 x 8	275.5	137.9	92
600 x 600 x 8	321	161	107
600 x 900 x 11	280.4	140.3	107
900 x 900 x 12	321.3	160.8	107.2

TILE CLEANER

Product Description:

GRESBOND TC1 Tile Cleaner is a powerful, fast-acting, acid-based solution designed for the effective removal of dirt and stains from floor and wall tiles. Ideal for daily maintenance, TC1 ensures your tiles remain spotless and gleaming

Features

- ▶ New Improved Formula.
- ▶ For All Type of Tile Surface.
- ▶ Removes Tough Stains.
- ▶ Use Directly or Add Water.
- ▶ Ideal for Interior & Exterior.



Pack Size: 750ml (Carton of 14 Bottles **10500 ml.**)

Shelf Life:

12 Months for Sealed Packs When Stored Under Cover, Out of Direct Sunlight, in a Damp-Proof Environment, and Protected from Extreme Temperatures.

Applications:

 For Interior & Exterior Application

- ▶ Dilute to the Correct Ratio as Required. Use 1 Part of Cleaner to 4 Parts Clean Water.
- ▶ Heavily Soiled Areas May Require an Undiluted Solution to be Applied.
- ▶ Always Test Initially on a Small Area.
- ▶ Liberally Apply the Solution to the Floor Area to be Cleaned. Leave in Contact with Area for Approx. 4-5 Minutes.
- ▶ Using a Brush or a Scrub Pad Thoroughly Scrub the Area Treated with the Solution.

Caution:

- ▶ Please Note That This is an Acidic Based Cleaner and Hence Care Should be Taken While Using the Same.
- ▶ Please Wear Hand Gloves, Nose Mask & Wear Safety Goggle Before and While Using the Product.

Keep Out of Reach of Children

SOUTH

BANGALORE :

Farah Icon, 119 First Floor,
Opp. New Pass Port Kendra, Lalbagh Road,
Bangalore - 560 027, Karnataka
Phones : 080-41440019 / 20 / 30
Mob.: 9341237537
E-mail : bangalore@kajariaceramics.com

CHENNAI :

Fagun Chambers, Old No: 7,
New No: 26A/2, 1st Floor, Ethiraj Salai,
Egmore , Chennai - 600008, Tamil Nadu
Phones : 044-42691094, 28264990
E-mail : chn@kajariaceramics.com

COCHIN :

MN Square, Ground Floor, 549/2,
Near Gold Souk Grande
NH Bypass, Vyttila, Cochin- 682019, Kerala
Phone : 0484-2912000
E-mail : coc@kajariaceramics.com

COIMBATORE :

2nd Floor, 57, Cowley Brown Road,
Near Central Library, R.S.Puram ,
Coimbatore - 641002, Tamil Nadu
Phones : 0422-4350801, 4350803
E-mail : coimbatore@kajariaceramics.com

HYDERABAD :

Uma Aishwarya House, H.No 8-2-502/1/AG,
Road No. 7, Banjara Hills,
Hyderabad - 500034, Telangana
Phone : 040-66106058
Mob.: 9000005392
E-mail : hyderabad@kajariaceramics.com

WEST

AHMEDABAD (Regional Office)

City Centre-2, Office No-504,
5th Floor, Nr. Sukan Mall Cross Road,
Science City Road, Sola, Ahmedabad,
Gujarat - 380060
Mob.: 9909904068
E-mail : ahm@kajariaceramics.com

MORBI

NH 8A, Anand Nagar,
Morbi, Gujarat - 363642
Mob.: 7046689961
E-mail : morbi@kajariaceramics.com

MUMBAI :

B1 - 307, Boomerang, Chandivali Farm Road,
Near Chandivali Studio, Off Saki-vihar Road,
Andheri (E), Mumbai - 400072
Phone : 022-69433100
E-mail : mum@kajariaceramics.com

PUNE :

201, D S K Gandharva Heights,
Ganeshkhind Road, Shivaji nagar,
Pune. 411005, Maharashtra
Phone: 9730088485
E-mail : pune@kajariaceramics.com

RAIPUR :

Shop No.: 507 & 508, 5th Floor,
Lalganga Business Park, NH-43,
Pachpedi Naka, Raipur, Chhattisgarh-492001
M: 9926897529, 8669665897
E: raipurdepot@kajariaceramics.com

Notes

A series of horizontal dotted lines for writing notes.





PREMIUM TILE ADHESIVES AND GROUTS

Kajaria Ceramics Limited

Corporate Office: J1/B1 (Extn.), Mohan Co - op Industrial Estate, Mathura Road, New Delhi - 110044, Ph.: +91-11-26946409

Regd Office: SF-11, Second Floor, JMD Regent Plaza, Mehrauli Gurgaon Road, Village Sikanderpur Ghosi, Gurgaon-122001, Haryana, Ph.:+91-124-4081281

CIN No. : L26924HR1985PLC056150

E-mail: info@kajariagresbond.com, Web.: www.gresbondbykajaria.com

Follow Us On :

 <https://www.facebook.com/gresbondbykajaria>

 <https://www.instagram.com/gresbondbykajaria>, Tollfree : 1800-309-309

Download Kajaria App



For trade enquiries, please contact : info@kajariagresbond.com